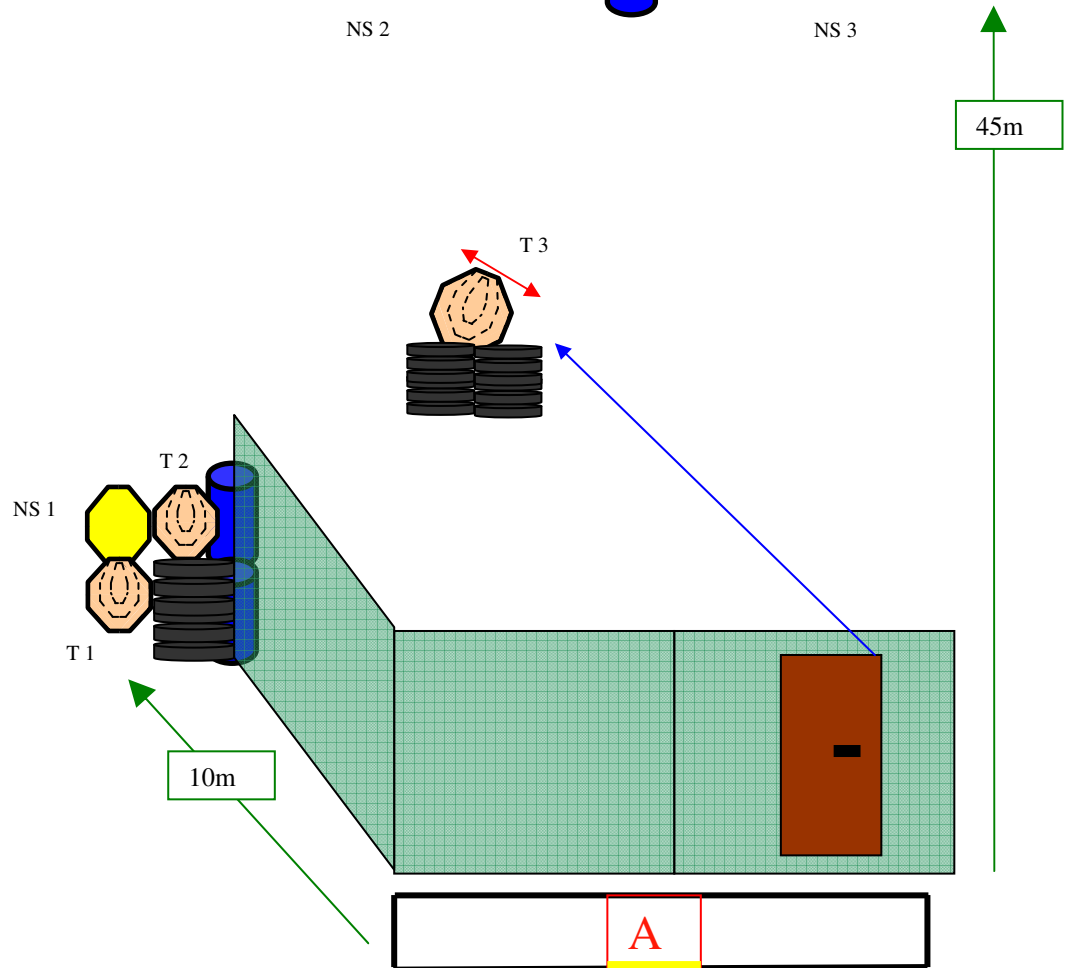
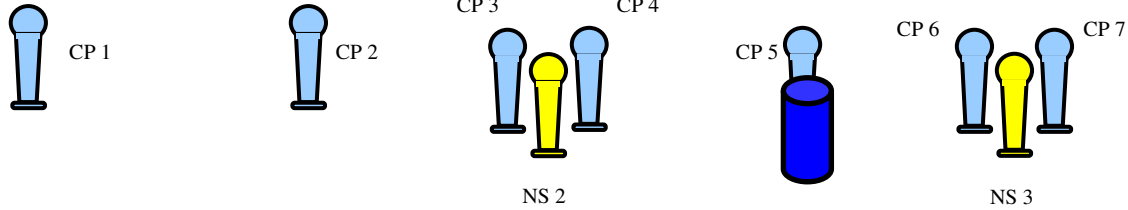


## Stage 1

## SLUG

10 rounds

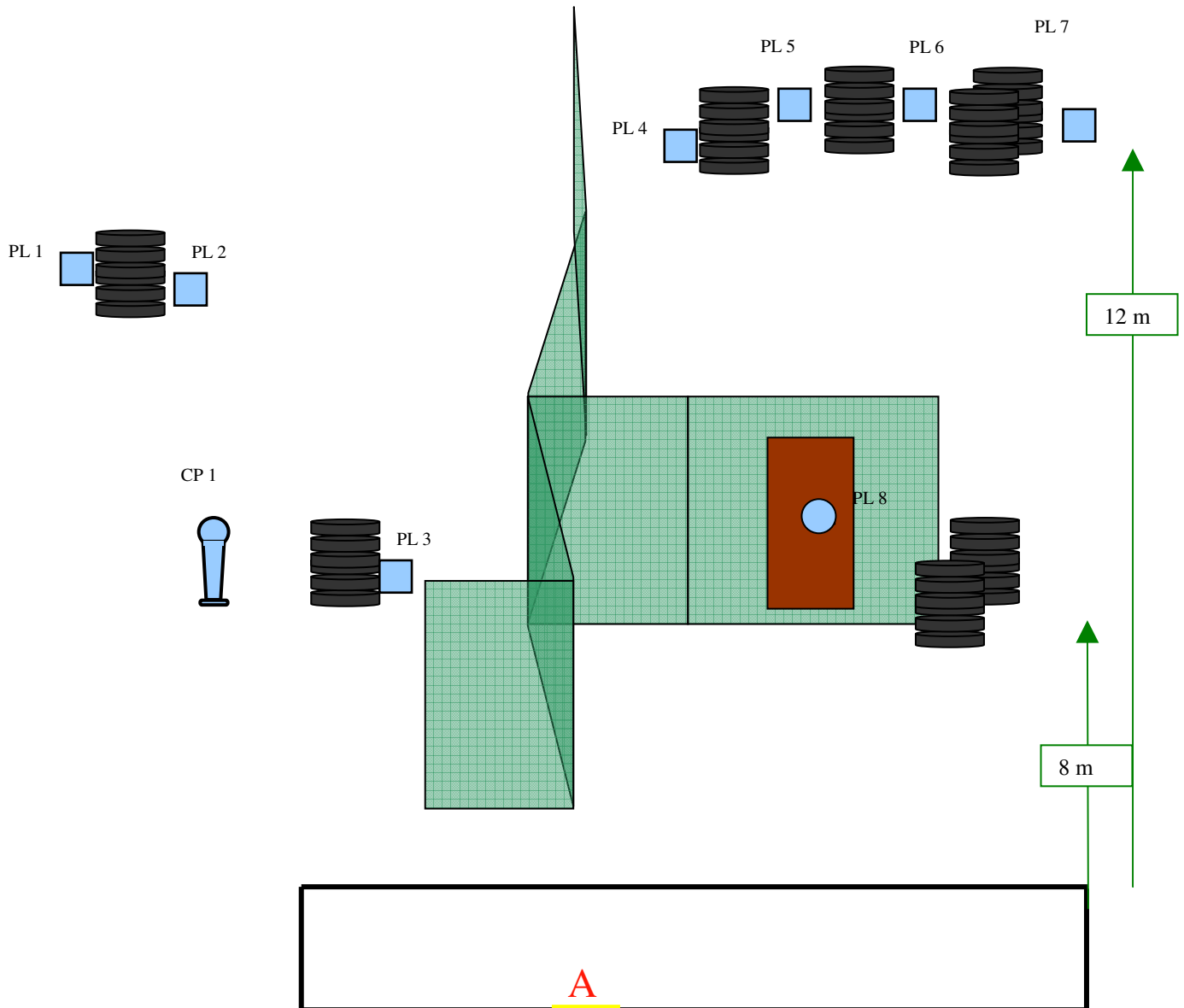


|                    |  |
|--------------------|--|
| Stage type:        | Medium course  |
| Classification:    | Comstock   |
| Targets:           | 7 CP, 3 IPSC, 3 NS   |
| Minimum rounds:    | 10   |
| Max. stage points: | 50   |
| Starting position: | Standing relaxed from point „A“ – booth feet touching yellow line.   |
| Gun condition:     | Loaded, carried  |
| Start,stop:        | Audible signal, last shot.   |
| Penalization:      | According to current IPSC rules.   |
| Procedure:         | After start signal free style within marked area. Door can be opened only manually – kick-off is not allowed. Opening door activates bobber T3. Scoring one shot per IPSC target, metal targets must fall down to be scored. |
| Safety angles:     | <b>90degrees left/right and top of the backstop</b>  |

Stage 2

# BIRDSHOT/BUCKSHOT

9 rounds

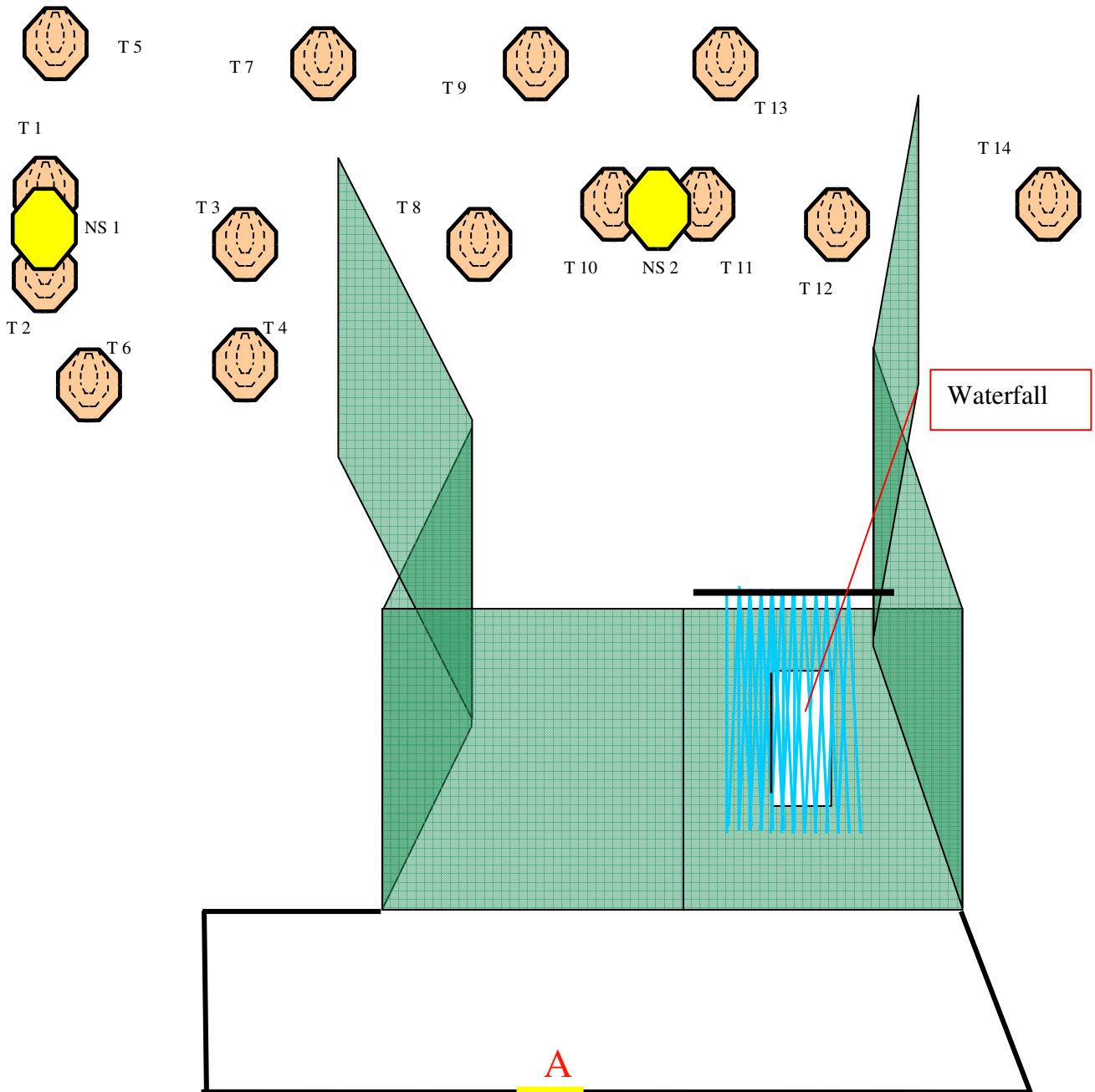


|                    |   |
|--------------------|---|
| Stage type:        | Medium course   |
| Classification:    | Comstock  |
| Targets:           | 1 CP, 8 Plate   |
| Minimum rounds:    | 9   |
| Max. stage points: | 45  |
| Starting position: | Standing relaxed from point „A“ – booth heels touching yellow line                              |
| Gun condition:     | Loaded, carried   |
| Start,stop:        | Audible signal, last shot.  |
| Penalization:      | According to current IPSC rules.  |
| Procedure:         | After start signal free style within marked area. Plate P1 opens the door which remains opened. |
| Safety angles:     | 90degrees left/right  |

Stage 3

SLUG

14 rounds



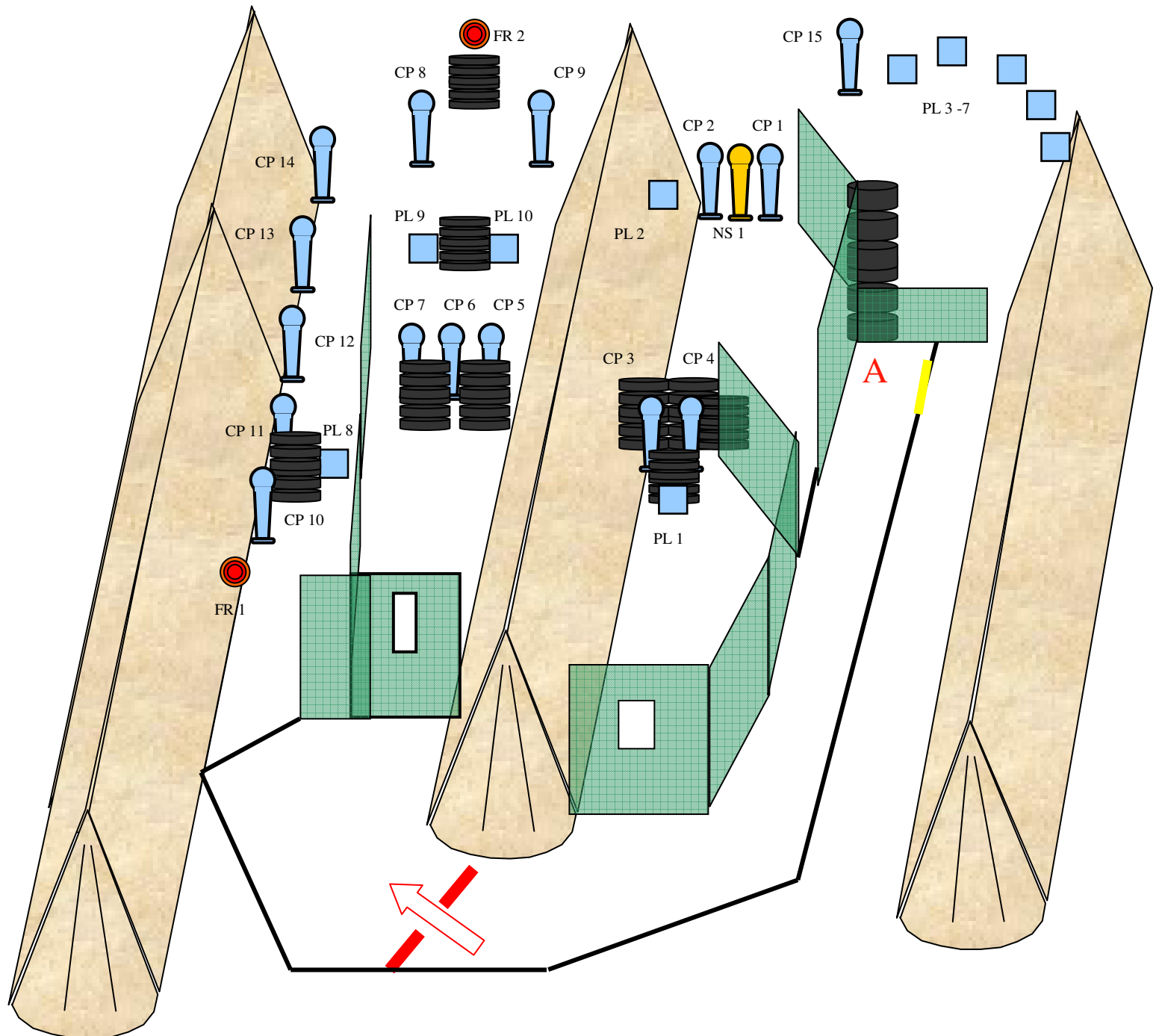
Stage type: Medium course  
Classification: Comstock  
Targets: 14 IPSC, 2 NS  
Minimum rounds: 14  
Max.stage points: 70

Starting position: Standing relaxed from point A – booth feet touching yellow line.  
Gun condition: Loaded, carried  
Start,stop: Audible signal, last shot.  
Penalization: According to current IPSC rules..  
Procedure: After start signal free style within marked area. Scoring one shot per IPSC target.  
Safety angles: **90degrees left/right and top of the backstop**

Stage 4

# BIRDSHOT/BUCKSHOT

27 rounds

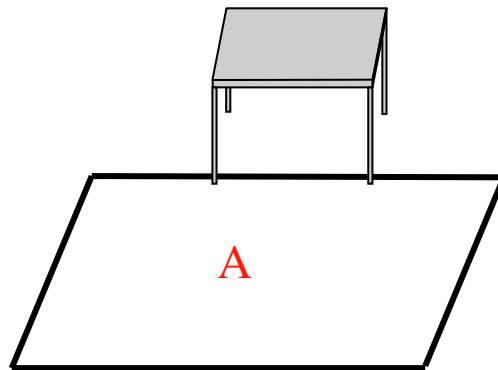
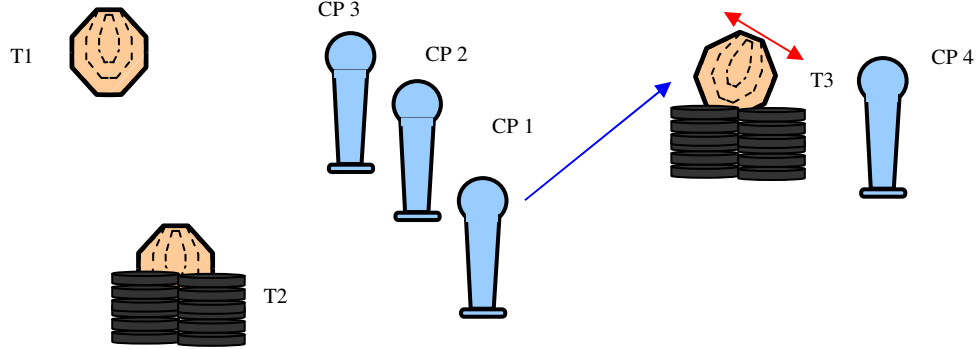


|                    |  |
|--------------------|--|
| Stage type:        | Long course  |
| Classification:    | Comstock   |
| Targets:           | 15 CP, 10 Plate, 2 Frangible, 1 NS   |
| Minimum rounds:    | 27   |
| Max. stage points: | 135  |
| Starting position: | Standing relaxed, from point „A“ - right foot touching yellow line.  |
| Gun condition:     | Gun loaded. Carried  |
| Start, stop:       | Audible signal, last shot.   |
| Penalization:      | According to current IPSC rules..  |
| Procedure:         | After start signal free style within marked area.  |
| Safety angles:     | 90degrees left/right.  |
| Stage note:        | When you step over red line, you can not go back to first box – we are scoring immediatelly – you can delegate somebody to check your results. |

Stage 5

## BUCKSHOT 9

7 rounds

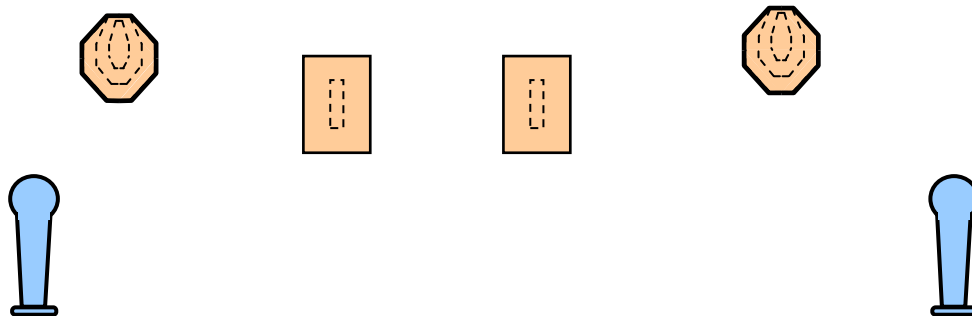


|                    |  |
|--------------------|--|
| Stage type:        | Short course   |
| Classification:    | Comstock   |
| Targets:           | 4 CP, 3 IPSC   |
| Minimum rounds:    | 7  |
| Max.stage points:  | 50   |
| Starting position: | Standing relaxed from point A.   |
| Gun condition:     | Empty, on the table.   |
| Start,stop:        | Audible signal, last shot.   |
| Penalization:      | According to current IPSC rules..  |
| Procedure:         | After start signal free style within marked area. CP1 activates bobber T3 which stays visible at end of movement. <b>Ammo is limited to Buckshot 9 pellets on paper targets.</b> |
| Safety angles:     | 90degrees left/right and top of the backstop   |

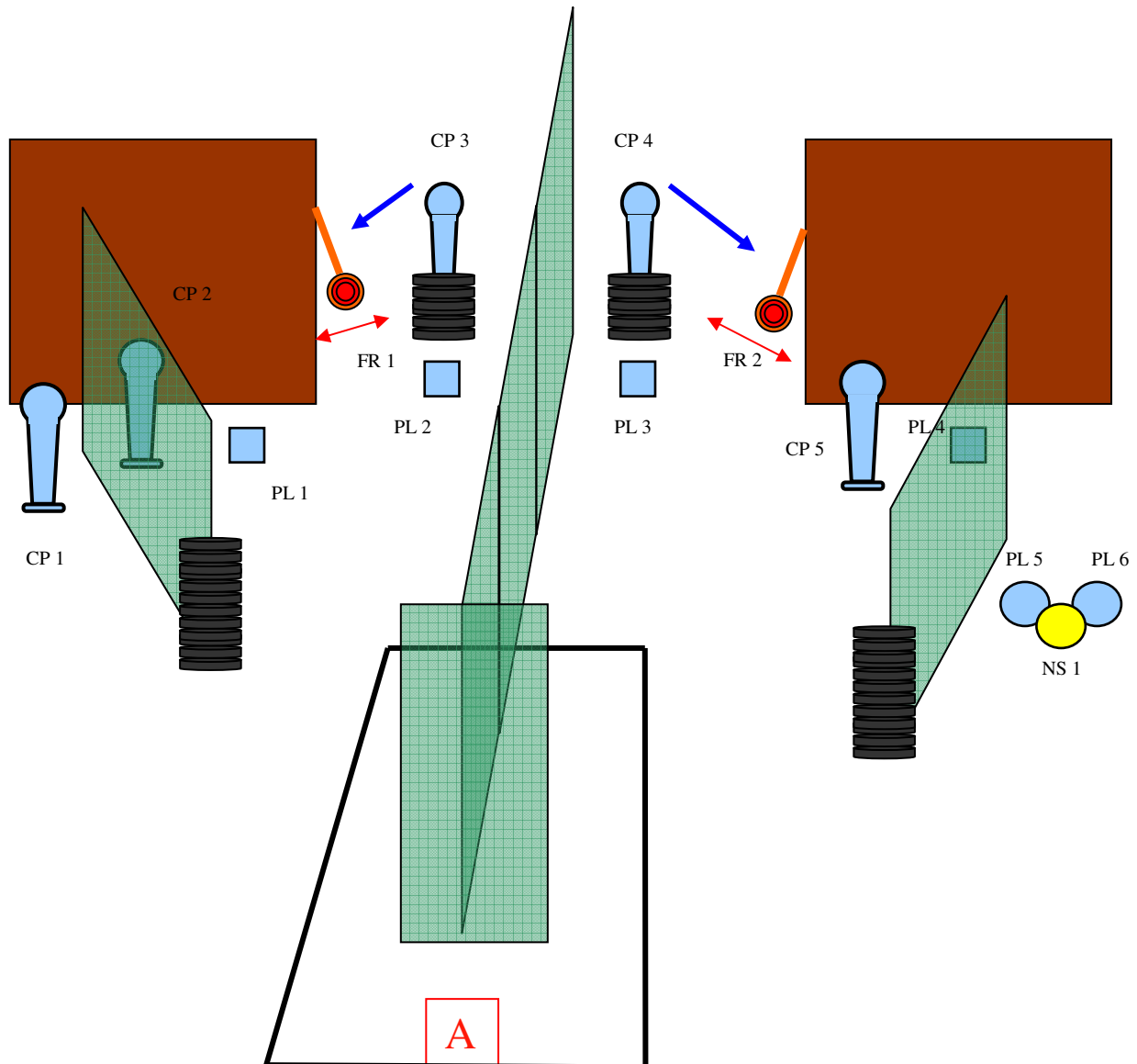
Stage 6

## BUCKSHOT 9

6 rounds



|                    |  |
|--------------------|--|
| Stage type:        | Short course   |
| Classification:    | Comstock   |
| Targets:           | 2 IPSC, 2 A4, 2 CP   |
| Minimum rounds:    | 6  |
| Max.stage points:  | 50   |
| Starting position: | Standing relaxed in „A“.   |
| Gun condition:     | Gun unloaded and carried.  |
| Start,stop:        | Audible signal, last shot.   |
| Penalization:      | According to current IPSC rules..  |
| Procedure:         | After start signal free style within marked area. <b>Ammo is limited to Buckshot 9 pellets on paper targets.</b> |
| Safety angles:     | 90degrees left/right   |

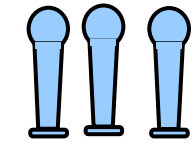


|                    |   |
|--------------------|---|
| Stage type:        | Medium course   |
| Classification:    | Comstock  |
| Targets:           | 5 CP,6 Plate, 2 Frangibles, 1NS   |
| Minimum rounds:    | 13  |
| Max.stage points:  | 65  |
| Starting position: | Standing relaxed in „A“.  |
| Gun condition:     | Gun loaded according to rules, carried  |
| Start,stop:        | Audible signal, last shot.  |
| Penalization:      | According to current IPSC rules..   |
| Procedure:         | After start signal free style within marked area. CP3 activates bobber FR1, CP4 activates bobber FR2. Bobbers remains visible at end of movement. |
| Safety angles:     | 90degrees left/right  |

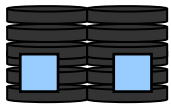
# Stage 8

# BIRDSHOT/BUCKSHOT

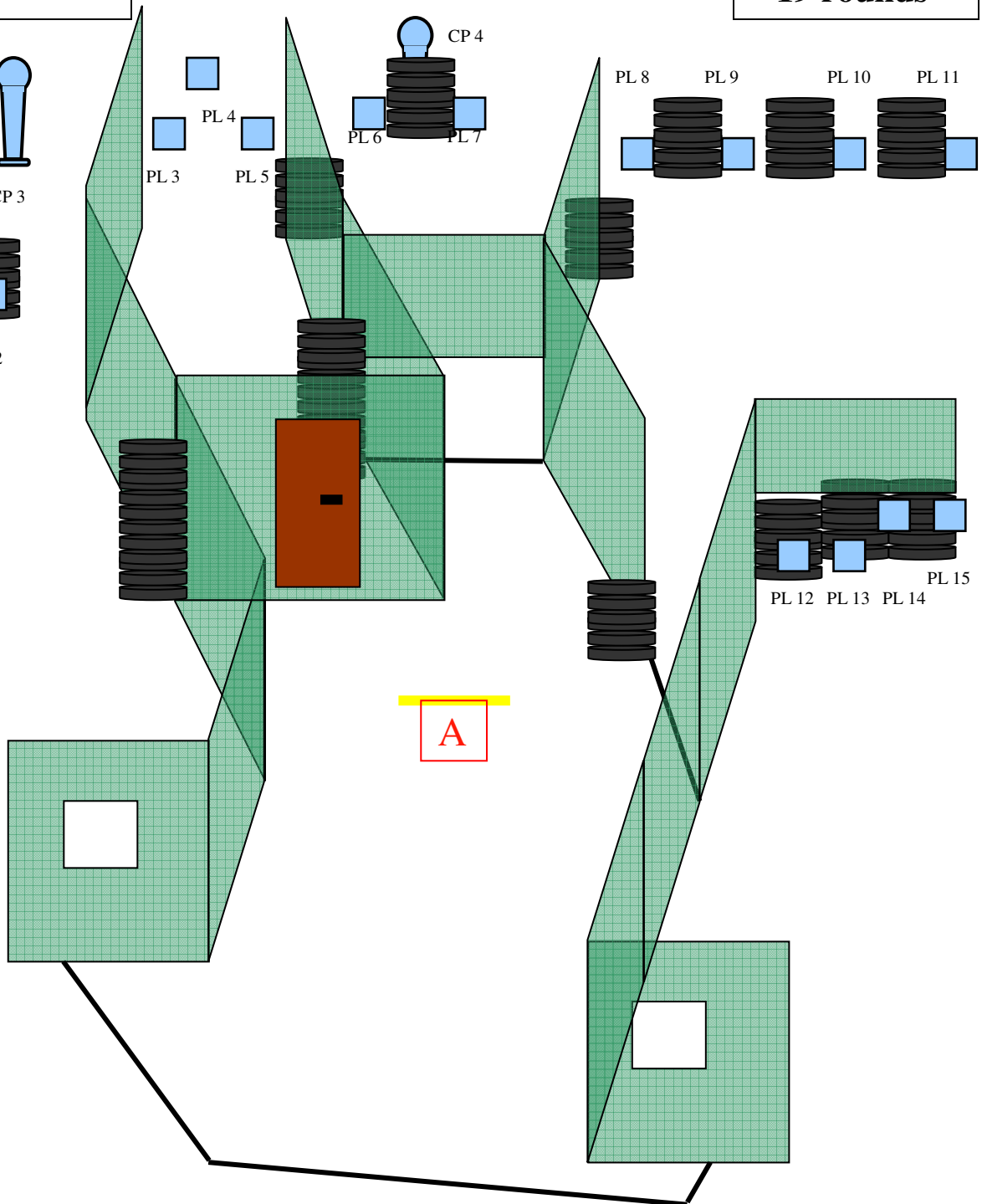
19 rounds



CP 1 CP 2 CP 3



PL 1 PL 2

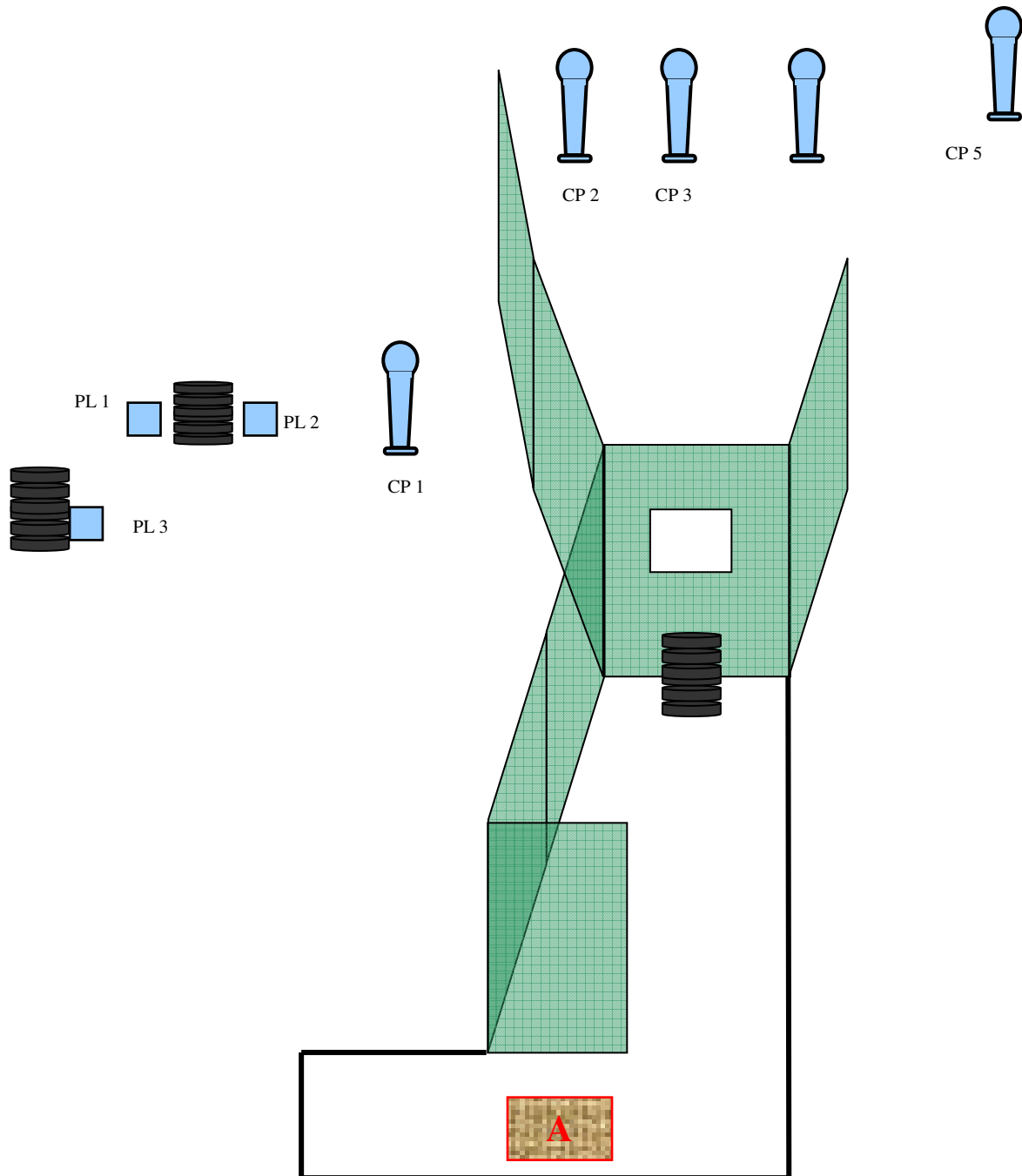


|                    |   |
|--------------------|---|
| Stage type:        | Long course   |
| Classification:    | Comstock  |
| Targets:           | 4 CP, 15 Plate  |
| Minimum rounds:    | 19  |
| Max.stage points:  | 95  |
| Starting position: | Standing relaxed in „A“ booth feet touching yellow line, facing downrange                                     |
| Gun condition:     | Gun loaded according to rules, carried .  |
| Start,stop:        | Audible signal, last shot.  |
| Penalization:      | According to current IPSC rules..   |
| Procedure:         | After start signal free style within marked area. Door can be opened only manually – kick-off is not allowed. |
| Safety angles:     | 90degrees left/right  |

Stage 9

## BIRDSHOT/BUCKSHOT

9 rounds



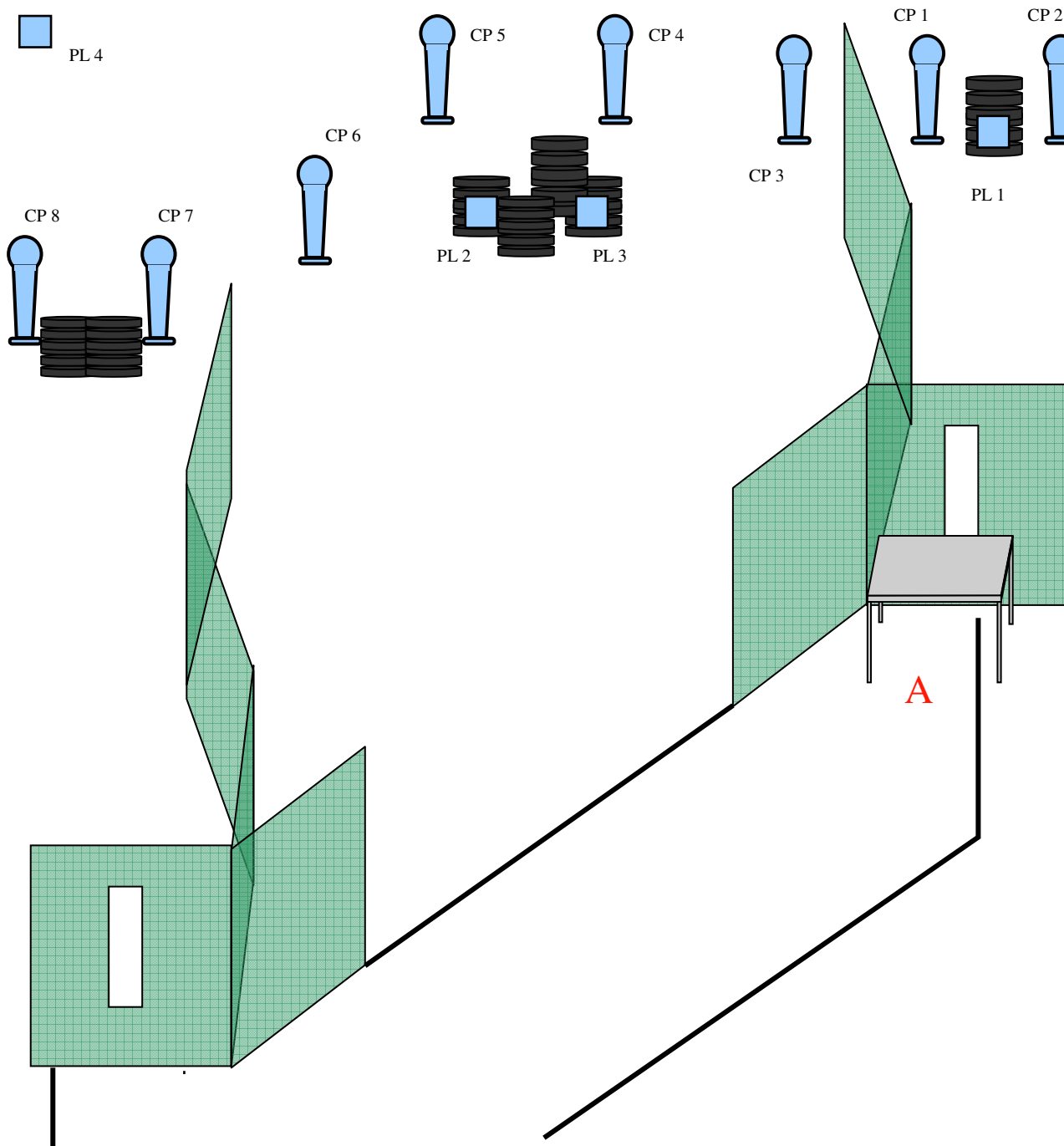
Stage type: Short course  
Classification: Comstock  
Targets: 3 plates, 5 CP  
Minimum rounds: 9  
Max.stage points: 45

Starting position: Standing relaxed from desk „A“  
Gun condition: Gun loaded and carried.  
Start,stop: Audible signal, last shot.  
Penalization: According to current IPSC rules..  
Procedure: After start signal free style within marked area.  
Safety angles: 90degrees left/right and top of the backstop

# Stage 10

# BIRDSHOT/BUCKSHOT

12 rounds

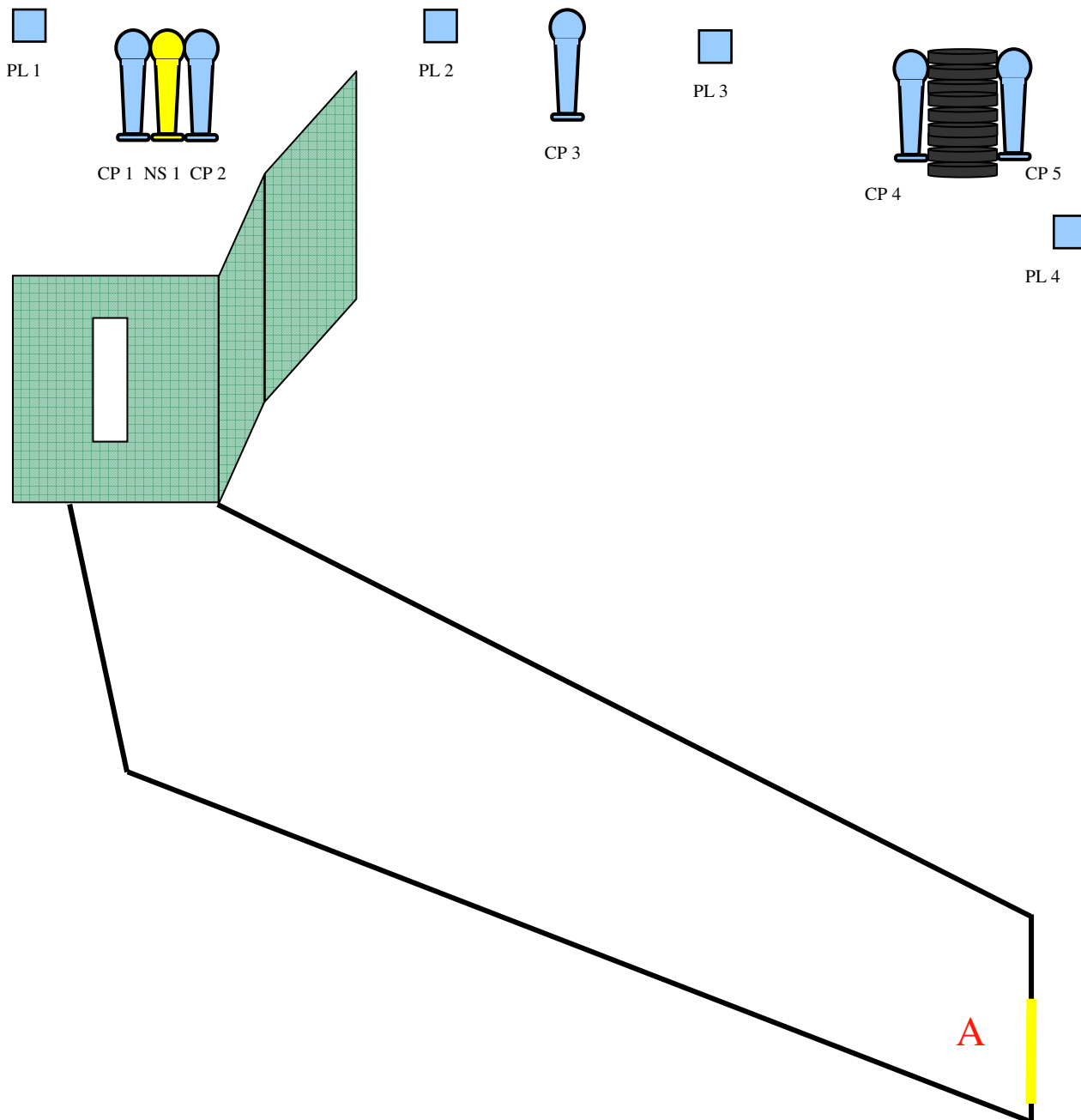


|                    |   |
|--------------------|---|
| Stage type:        | Medium course                                     |
| Classification:    | Comstock  |
| Targets:           | 8 CP, 4 Plate                                     |
| Minimum rounds:    | 12  |
| Max.stage points:  | 60  |
| Starting position: | Standing relaxed in the point „A“.                |
| Gun condition:     | Gun on the table, unloaded.                       |
| Start,stop:        | Audible signal, last shot.                        |
| Penalization:      | According to current IPSC rules..                 |
| Procedure:         | After start signal free style within marked area. |
| Safety angles:     | 90degrees left/right                              |

# Stage 11

# BIRDSHOT/BUCKSHOT

9 rounds

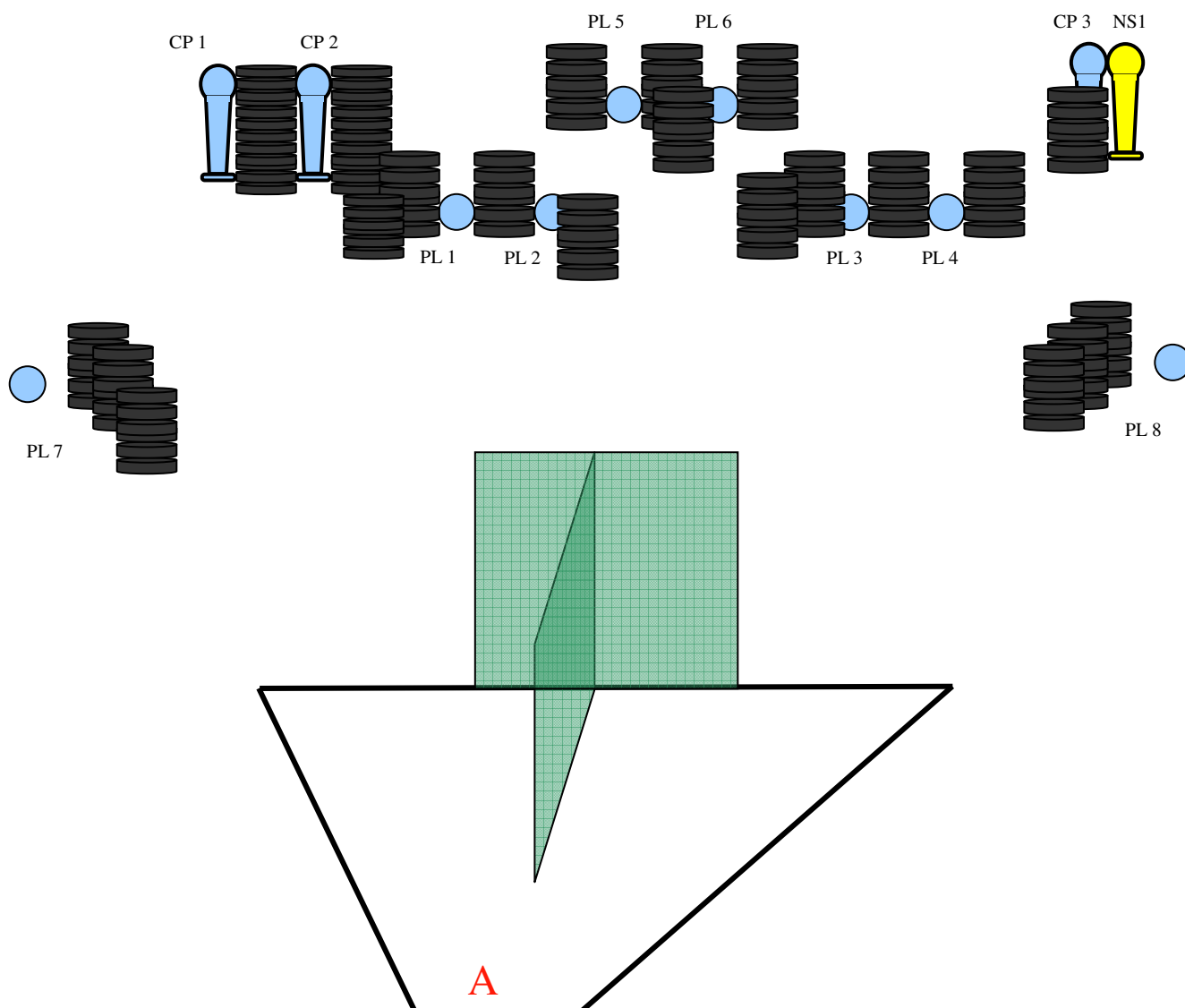


|                    |   |
|--------------------|---|
| Stage type:        | Short course  |
| Classification:    | Comstock  |
| Targets:           | 5 CP, 4 Plate , 1NS                                     |
| Minimum rounds:    | 9   |
| Max.stage points:  | 45  |
| Starting position: | Standing relaxed in A – right foot touching yellow line |
| Gun condition:     | Gun loaded, carried.                                    |
| Start,stop:        | Audible signal, last shot.                              |
| Penalization:      | According to current IPSC rules..                       |
| Procedure:         | After start signal free style within marked area.       |
| Safety angles:     | 90degrees left/right                                    |

Stage 12

# BIRDSHOT/BUCKSHOT

11 rounds

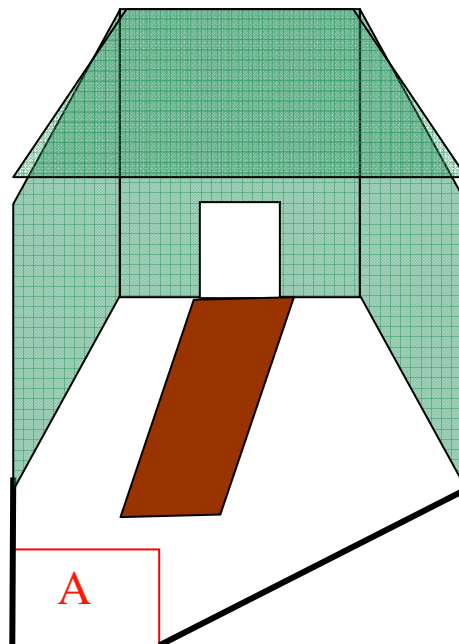
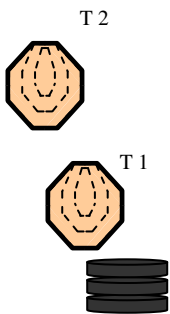
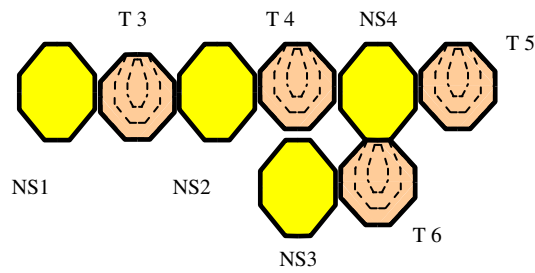


|                    |   |
|--------------------|---|
| Stage type:        | Medium course                                     |
| Classification:    | Comstock  |
| Targets:           | 3 CP, 8 Plate, 1 NS                               |
| Minimum rounds:    | 11  |
| Max.stage points:  | 55  |
| Starting position: | Standing relaxed in A, facing downrange.          |
| Gun condition:     | Gun loaded, but chamber empty, carried.           |
| Start,stop:        | Audible signal, last shot.                        |
| Penalization:      | According to current IPSC rules..                 |
| Procedure:         | After start signal free style within marked area. |
| Safety angles:     | 90degrees left/right                              |

Stage 13

# SLUG

6 rounds

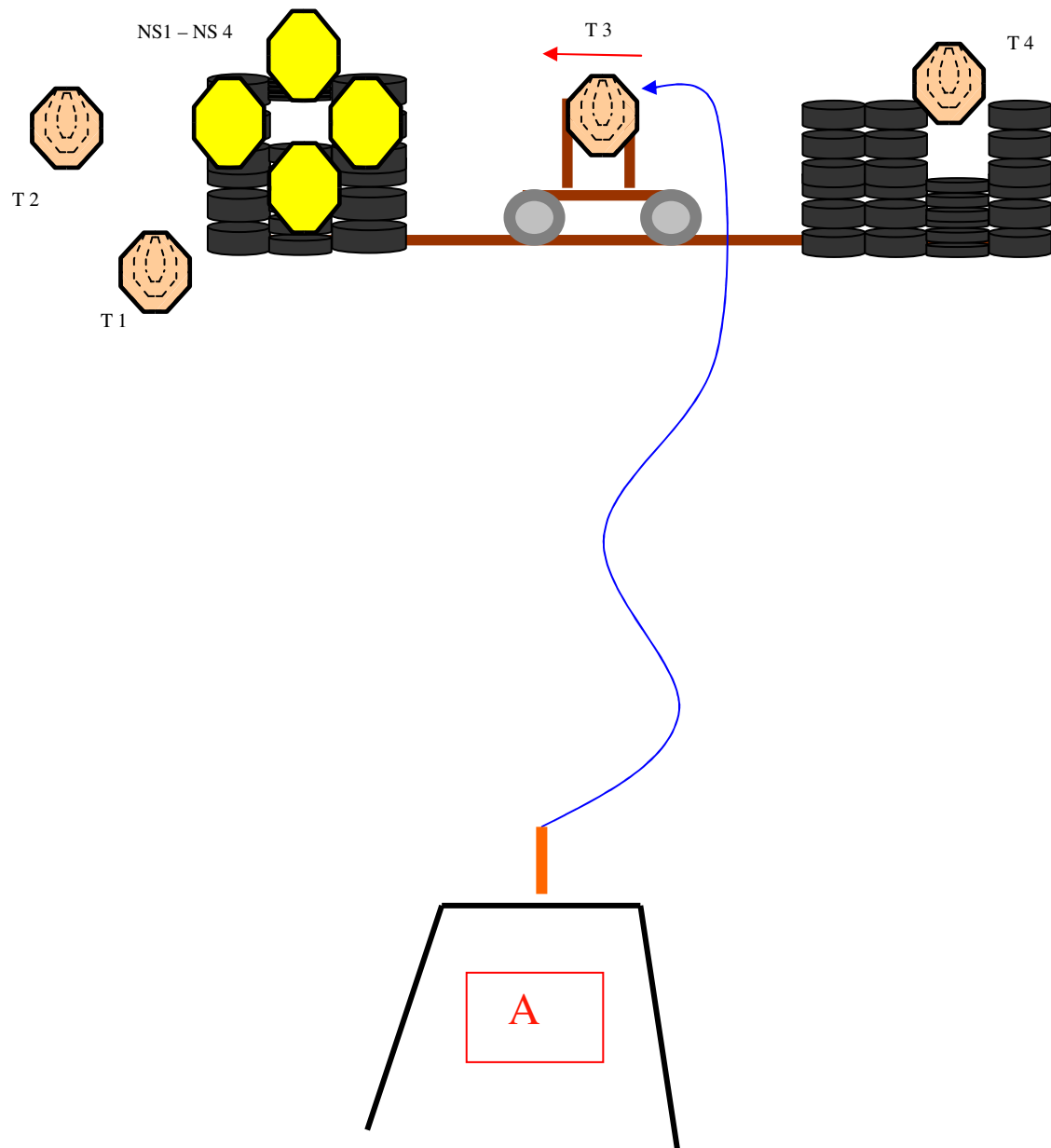


|                    |   |
|--------------------|---|
| Stage type:        | Short course  |
| Classification:    | Comstock  |
| Targets:           | 6 IPSC, 4NS   |
| Minimum rounds:    | 6   |
| Max.stage points:  | 30  |
| Starting position: | Standing relaxed in „A“, facing downrange.  |
| Gun condition:     | Gun loaded, carried.  |
| Start,stop:        | Audible signal, last shot.  |
| Penalization:      | According to current IPSC rules..   |
| Procedure:         | After start signal free style within marked area. Scoring one shot per IPSC target. |
| Safety angles:     | <b>90degrees left/right and top of the backstop</b>                                 |

Stage 14

SLUG

4 rounds

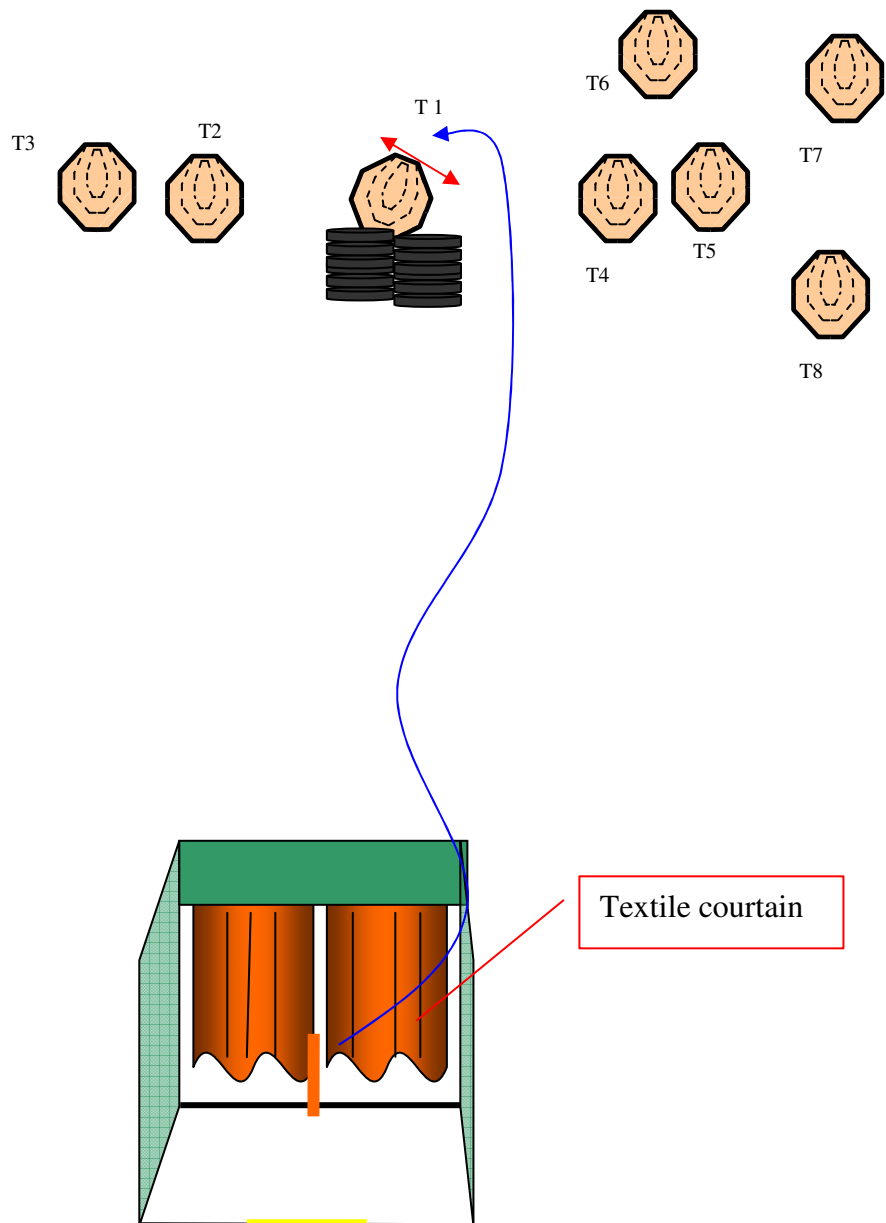


|                    |   |
|--------------------|---|
| Stage type:        | Short course  |
| Classification:    | Comstock  |
| Targets:           | 4 IPSC, 4 NS  |
| Minimum rounds:    | 4   |
| Max.stage points:  | 20  |
| Starting position: | Standing relaxed in marked area.  |
| Gun condition:     | Gun empty, carried.   |
| Start,stop:        | Audible signal, last shot.  |
| Penalization:      | According to current IPSC rules..   |
| Procedure:         | After start signal free style within marked area. Pulling the cable activates moving target T3. Target remain visible at end of movement. |
| Safety angles:     | <b>90degrees left/right and top of the backstop</b>   |

## Stage 15

## SLUG

8 rounds



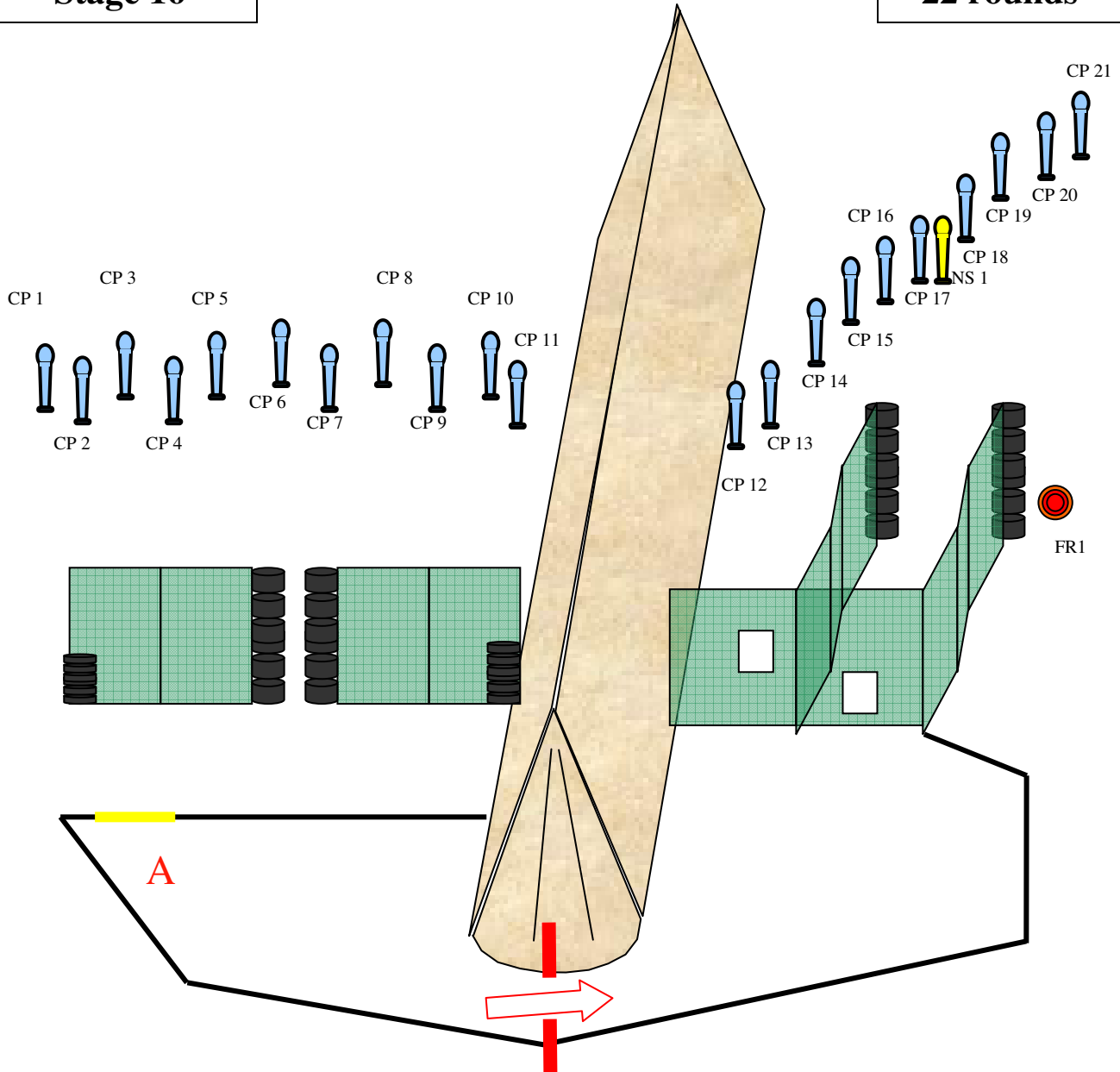
Textile curtain

|                    |  |
|--------------------|--|
| Stage type:        | Short course   |
| Classification:    | Comstock   |
| Targets:           | 8 IPSC   |
| Minimum rounds:    | 8  |
| Max.stage points:  | 40   |
| Starting position: | Standing relaxed – booth feet touching yellow line, facing downrange.  |
| Gun condition:     | Gun loaded in holster.   |
| Start,stop:        | Audible signal, last shot.   |
| Penalization:      | According to current IPSC rules..  |
| Procedure:         | After start signal free style within marked area. CP1 activates bobber T1 which remain visible at end of movement. |
| Safety angles:     | 90degrees left/right and top of the backstop   |

Stage 16

# BIRDSHOT/BUCKSHOT

22 rounds



|                    |  |
|--------------------|--|
| Stage type:        | Long course  |
| Classification:    | Comstock   |
| Targets:           | 21 CP, 1 Frangible, 1NS  |
| Minimum rounds:    | 22   |
| Max.stage points:  | 110  |
| Starting position: | Standing relaxed in „A“, facing downrange.   |
| Gun condition:     | Gun loaded and carried.  |
| Start,stop:        | Audible signal, last shot.   |
| Penalization:      | According to current IPSC rules..  |
| Procedure:         | After start signal free style within marked area.  |
| Safety angles:     | 90degrees left/right   |
| Stage note:        | When you step over red line, you can not go back to first box – we are scoring immediatelly – you can delegate somebody to check your results. |

